




A Catholic Vacation  
Bible School Program  
by Tammy Gabrelcik

# St. Francis of Assisi





# ***St. Francis of Assisi***

***A Catholic Vacation Bible School Program***

***By Tammy Gabrelcik***



# ***Table of Contents***

## **Saint Lesson**

*News Flash . . . . . 3*

## **Crafts**

*St. Francis & the Birds Necklace (Preschool, Grade K) . . 8*

*Concentration Game (1st & 2nd Grade) . . . . . 11*

*Decoupage St. Francis Prayer (3rd & 4th Grade) . . . . 15*

*St. Francis Grotto (5th & 6th Grade) . . . . . 18*

## **Music**

*Francis, Help My Love to Grow . . . . . 19*

## **Snacks**

*Bird Food Snack . . . . . 20*

## **Games**

*Carry the Stones Relay . . . . . 21*

## **Extras**

*St. Francis Memory Verse. . . . . 22*

*St. Francis Coloring Sheet . . . . . last page*



**St. Francis of Assisi**

# News Flash

## St. Francis Descends from Heaven

**Exclusive Live Interview on Heroes in Heaven Action News**

### Set the Stage

- Map of Assisi, Italy
- Photo of home of St. Francis
- Pictures of family: Brother; Angelo, Mother; Lady Pica, and Father; Pietro Bernardone
- Photo of the Portiuncula scene where the Christ on the Crucifix spoke to young Francis about rebuilding the Church
- Two chairs for the interviewer and St. Francis
- News stage decorations, artificial plants or flowers, coffee table with coffee cups, etc...

### Script

**Pat Bower:** We are sorry for interrupting the regularly scheduled program to bring you this live coverage from Heroes in Heaven Action News. It has been recently reported that at approximately 3:00 p.m. this Friday afternoon, St. Francis of Assisi was allegedly spotted descending from Heaven in front of the Vatican. He has agreed to give Heroes in Heaven Action News an exclusive interview. We are here at Vatican City, Rome patiently waiting for St. Francis of Assisi to make his way through the massive crowds lining the streets to greet this Heavenly Hero that was born to the wealthy merchant Peter Bernardone at Assisi, Italy in 1181. Several eyewitnesses have verified the story of St. Francis floating down from Heaven on a cloud and walking into the Apostolic Palace to meet with the Holy Father. There are no further details of the meeting at this point. While we are waiting for St. Francis to emerge from the Palace, let's go to Saidy Muric live outside at St. Peter's Square where several witnesses have been gathering around the site where the holy Francis touched down from his Heavenly cloud. Saidy go ahead.

**Saidy Muric:** Thanks Pat. We are here at St. Peter's Square, where St. Francis of Assisi descended from Heaven with one eyewitness, Snitzle Mordergof the local telephone repair man for the Vatican. Mr. Mordergof could you please describe what you saw this afternoon at 3:00.



## News Flash *(Continued)*

**Mr. Mordergof:** Well, I saw a twinkling light coming down from the sky and I thought I got electrocuted. And then I saw what looked like a person. I still didn't know what was going on. I was figuring that there was a UFO in Rome! Then there he was! That Franciscan Friar from Assisi. St. Francis was floating down on a cloud and he came straight down here to St. Peter's Square and walked right into the Apostolic Palace just like he had scheduled an appointment. Everyone just stood there with their mouths dropped wide open. I have never seen anything like it in my entire life!

**Saidy Muric:** Thank you Mr. Mordergof. And there you have it Pat. St. Francis has come down from Heaven and is truly in the Apostolic Palace right now. We hope to get a glimpse of this famous saint soon when he begins to leave the building and head toward you Pat for this exclusive interview. It is said that Saint Francis was quite the wild child as a youngster and very spoiled by both of his parents. He had the best clothes money could buy, a pure bred Arabian horse at age fifteen and many more luxurious things of the world. It's a wonder this man could be called a saint now for over 780 some years. I wonder what he will have to say about his unholy childhood? This is Saidy Muric reporting live from Rome.

**Pat Bower:** Thanks Saidy. We are still waiting for St. Francis to leave his meeting with the Holy Father. There are more rumors about why St. Francis would leave his Heavenly Home to come back to earth to speak with the Vicar of Christ. Some are speculating that God has an important message for the Church that needed immediate attention, while others are saying that St. Francis has brought Good News to the Church for all the Christians to take heed and continue to pray always and to know, love and serve the Lord with all of their hearts. It's tough to know what is really taking place here right now in this historical moment with the Holy Father and Saint Francis of Assisi from Heaven.

What's that... Oh ok. Just in , we have a distant relative of St. Francis from the Bernadone family in Assisi. With Archebald Dinkerholf, go ahead Archebald.

**Archebald Dinkerholf:** Thanks Pat. I'm here with Peitro Bernardone the 16th. He is the great, great, great second cousin removed, of St. Francis' brother Angelo's wife. Thank you for taking the time to talk with us Peitro. What do you make of this amazing event of St. Francis after being in Heaven with all the angels and saints and the Blessed Mother, to travel all the way back to earth just to speak to the Holy Father?



## News Flash *(Continued)*

**Pietro:** Archebald that's a good question. I know that St. Francis has such a love for his neighbor, the poor and every creature that God created, that this must be very important business that Christ has sent St. Francis to do. St. Francis could not refuse to help anyone. He even helped the poor lepers that had such sores all over their bodies, that no one would go near them for fear they might catch the horrible disease. Why, there was even a story told that a town nearby had a huge, and terrible wild wolf devouring the children. The town's people sent for St. Francis to help. It was known that he had a way with animals that no other human had. St. Francis set out to meet the wolf and just as the beast started to lunge for the saint, Francis made the sign of the cross and the animal became as tame as a puppy. There and then the wolf was a pet for the town to take care of with no harm done to another person. The wolf died a peaceful and natural death, thanks to St. Francis.

**Archebald Dinkerholf:** And there you have it Pat. Straight from a distant relative here in Assisi. St. Francis seems to have been a well loved saint in this area and he did so many awesome things out of love. It is said that near the end of his life he was even more like Christ by having been given the stigmata. The wounds of Christ could be seen on Francis' hands and feet. What an amazing life this man led for the Church and its followers. Archebald Dinkerholf reporting live from Assisi. Back to you Pat.

**Pat Bower:** (Very excited) Thank you Archebald there with the distant relative of St. Francis in his home town. Oh, wait, I think St. Francis is coming out of the Apostolic Palace right now. ( Holds his ear piece to see what is being reported) Yes it has been confirmed, the door to the Palace has been opened and St. Francis is coming out with a group of security guards he's headed our way. The crowd is going wild. St. Francis is waving and giving his blessing to the crowd. Saidy how is the crowd responding where you are?

**Saidy Muric:** Pat, I can hardly hear you. But the crowd is so excited to see St. Francis. They are holding up Rosaries to be blessed along with St. Francis medals. Mothers are holding their babies out for St. Francis to bless. It is a sight like I have never seen before in my life. There is so much love and enthusiasm for this saint. I spoke with a woman just earlier and she said that St. Francis had been a long time favorite of hers since she was a child. I met another man that said St. Francis is his patron saint and it was an awesome honor to be able to see him in person. This is Saidy Muric at St. Peter's Square in Vatican City, Rome.

**Pat Bower:** Thanks Saidy. And here we are with the holy St. Francis of Assisi as a child known as the son of the merchant Pietro. Welcome, St. Francis and I must say it is a shock and an honor to be here with you today in Rome. First, St. Francis, I would like to ask you a little bit about your background. We know that you were quite the rambunctious child. And that your mother and your father did shower you with whatever you wanted. What do you have to say about that?



## News Flash (Continued)

**St. Francis:** Thank you for a warm welcome, Brother Bower. And I can sense all the love from the people here in Rome. It is a pleasure to be here again serving the Lord. But back to my childhood, Pat, I'll have to admit, that yes I was very spoiled and I thought little of my neighbor or God. But as I matured, the good Lord gave me the grace to come close to Him and to meet Lady Poverty. It was actually she that called me to the Lord. I had developed a great illness after I had fought in the battle to save Assisi from Perugia. I was a prisoner of war for several months and once released and back home I fell seriously ill. It was then that a sadness came over me and I could not shake it. One evening, when I was out with my friends, I saw the most beautiful woman's face. I did not recognize her and did not know how to find her. I had this great desire to find her and to make her my bride.

**Pat Bower:** Francis I know that you never married and yet still never felt worthy to become a priest. What happened to this beautiful woman and why did you not marry her?

**St. Francis:** I could not find her and it seemed that I could not have happiness until I did. I began to see all the money that I had wasted. Money that was my mother's and father's. I began to feel ashamed of myself. I wouldn't help the sick or the poor and I had guilt about that. I went on a trip to buy wool for my father's shop and passed by an old broken down church. There I decided to go in and pray for a while in hopes that this horrible sadness would leave me.

**Pat Bower:** Is this the now famous church the Portiuncula?

**St. Francis:** No, that church came to be my destination later. It was here in this little run down and poor church that I stopped to pray and it was here that my life was forever changed.

**Pat Bower:** What could have possibly happened in an old church to change one of the richest young men in town?

**St. Francis:** As I knelt by the alter to pray near the Crucifix, our Lord on the cross turned His head toward me and began to speak. He told me to rebuild His church. Then and there the sadness left me and I was filled with happiness because I knew now what I had to do.

**Pat Bower:** But what about the beautiful woman?



## News Flash *(Continued)*

**St. Francis:** I saw her time and time again. Finally, I begged her to let me know who she was. She told me that she was Lady Poverty and that she was hard to obtain. That is when I gave away all of my fancy clothes and told my father that he was not my father anymore, but that Our Father Who Art in Heaven was now my only Father. I lived as a poor beggar. I now begged for food and money to feed the sick and the poor. Soon the Lord gave me the gift of preaching. Even the birds seem to like to listen to the Good News. Of course many others were drawn to this holy and simple life. And before I knew it the Holy Father gave his permission for our group to be an order of the Franciscans.

**Pat Bower:** St. Francis, everyone is waiting to hear why you have traveled all the way from your Heavenly home to come back to earth. Do you have a message for us from God? And how long will you be with us?

**St. Francis:** Yes, I have a very important message from God that He wanted me to deliver to the Vicar of Christ and to all people of the world. I am here to remind all people and especially children that God loves them very much. All can become saints and holy. Even children can become holy in the little things that they do. Loving, serving, and knowing God is the way to happiness and to sainthood. Many people know me and many of the stories of my life. I started out as a child with rules and parents and discipline just like everyone does. I chose to serve God and His people every day of my life. The little people and the young people can choose to serve God everyday of their lives. That is the way to holiness, loving and serving one day at a time. And with this message delivered, I must now return to my place in Heaven. I will continue to pray for each and every one of you. And you may ask me to deliver your prayers personally to Jesus and I will take each and every one of them to Him myself.

Good-bye and God Bless.

**Scene** St. Francis gets up and walks away and vanishes into thin air.

The End







**St. Francis of Assisi**

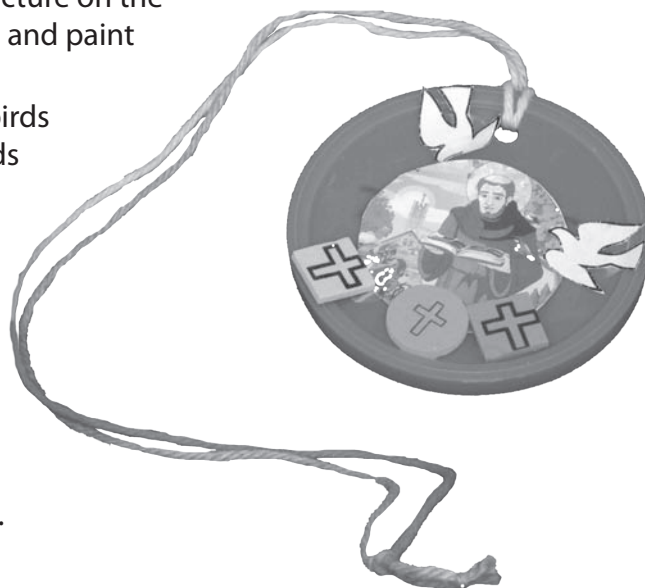
Appropriate for:  
**Preschool, Grade K**


# St. Francis & the Birds Necklace

- Supplies**
- Various medium size plastic lids from peanut cans, Pringles cans...
  - Glue
  - Paint brushes
  - Small cups or milk jug lids
  - Paper birds (page 9)
  - Picture of St. Francis (page 10)
  - Yarn
  - Permanent marker for names
  - Hole punch
  - Scrap ribbon
  - Optional: sequins, stickers, buttons, other decorative items

- Set Up**
1. Prepare cups with glue and paint brush per child.
  2. Punch a hole at the top of the lid and lace yarn through the hole. Tie a knot to make the necklace.
  3. Place one lid, one picture of St. Francis and four cut-out birds at each child's work area.

- Directions**
1. Have each child write name on back of the plastic lid.
  2. Children should glue St. Francis picture on the center of the plastic lid using glue and paint brush.
  3. Next let each child glue the four birds around the St. Francis picture. Birds should be facing the center of the lid.
  4. Allow each child to embellish lid with ribbon around the outside edge of the plastic lid.
  5. Allow glue to dry before wearing.
- Optional:** add sequins, stickers, buttons or other decorative items.









**St. Francis of Assisi**

Appropriate for:  
**1<sup>st</sup> Grade & 2<sup>nd</sup> Grade**

# Concentration Game

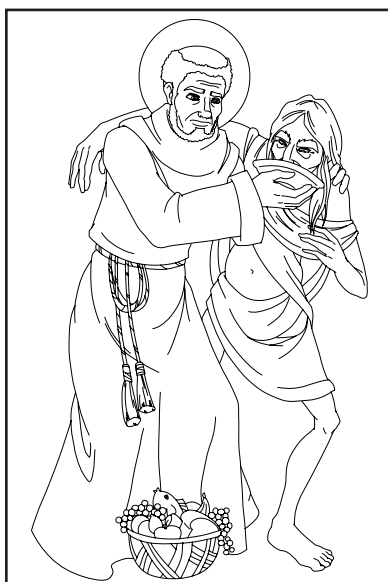

- Supplies**
- One set of St. Francis memory cards (pages 12-13) printed on card stock
  - Crayons
  - Pre cut St. Francis picture (page 14)
  - 1 plastic box from Cotton Swabs 50 count size
  - Paint brush
  - Small cups or milk jug lids for glue
  - Scissors for children to share
  - Small bottles of white glue
  - Markers
  - Sand paper, fine grit

- Set Up**
1. Copy one sheet of St. Francis memory cards printed on card stock per child.
  2. Put small amount of glue in milk jug lid or paper cups for 2 children to share with 2 paint brushes for applying glue.
  3. Print and pre-cut St. Francis images, one per child.
  4. Have small glue bottles ready for children to share.


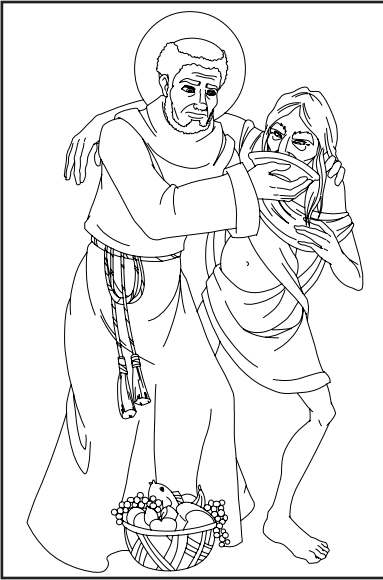

- Directions**
1. Have children write names on the bottom of the cotton swab box.
  2. Have children lightly sand the plastic box where the label used to be.



3. Children should apply the image of St. Francis on the cotton swab box on the front where the old label would have been using the paint brush and glue.
4. Pass out small bottles of glue to children that have their picture in place.
5. Have children carefully take glue bottles and make lines or dots with the glue around the St. Francis image. Careful not to smear the glue.
6. Place the box in the sun to dry.
7. Give each child the sheet of St. Francis memory cards. While the box is drying allow children to color the pictures with crayons and cut the cards on the dotted lines.
8. When the glue dots and lines are dry on the box allow the children to finish them by coloring on the glue dots with markers. Choose one color or make a multicolored design.
9. Place memory cards inside the box.
10. Enjoy playing the St. Francis memory game.











**St. Francis of Assisi**


Appropriate for:  
**3<sup>rd</sup> Grade & 4<sup>th</sup> Grade**

# Decoupage St. Francis Prayer

- Supplies**
- St. Francis prayer, one copy per child (page 16)
  - St. Francis picture, one copy per child (page 17)
  - Scrap pine wood sizes may vary, one per child
  - Decoupage
  - Paint brush one per child
  - Markers
  - Small disposable cups
  - Optional: buttons, sequins, beads for embellishments

- Set Up**
1. Set up each child's work area with one of the following items, St. Francis prayer, St. Francis picture, one small disposable cup filled with decoupage and one paint brush.
  2. Set markers out at tables arranged for sharing.

- Directions**
1. Have children write names on the back of the pine board.
  2. Apply the decoupage to the board smoothly. Carefully place the prayer and picture on the board.
  3. Using brush smooth out the picture making sure all air bubbles are worked out from behind papers.
  4. Apply a generous layer of decoupage over the picture and prayer.
  5. Place project in the sun to dry.
  6. Embellish with buttons, sequins, beads and other items.
  7. Let project dry.



## Prayer of Peace *St. Francis*

Lord, make me an instrument of your peace.  
Where there is hatred, let me sow love.  
Where there is injury, pardon.  
Where there is doubt, faith.  
Where there is despair, hope.  
Where there is darkness, light.  
Where there is sadness, joy.  
O Divine Master,  
Grant that I may not so much seek  
To be consoled as to console,  
To be understood as to understand;  
To be loved as to love.  
For it is in giving that we receive;  
It is in pardoning that we are pardoned;  
And it is in dying that we are born to eternal life.

## Prayer of Peace *St. Francis*

Lord, make me an instrument of your peace.  
Where there is hatred, let me sow love.  
Where there is injury, pardon.  
Where there is doubt, faith.  
Where there is despair, hope.  
Where there is darkness, light.  
Where there is sadness, joy.  
O Divine Master,  
Grant that I may not so much seek  
To be consoled as to console,  
To be understood as to understand;  
To be loved as to love.  
For it is in giving that we receive;  
It is in pardoning that we are pardoned;  
And it is in dying that we are born to eternal life.

## Prayer of Peace *St. Francis*

Lord, make me an instrument of your peace.  
Where there is hatred, let me sow love.  
Where there is injury, pardon.  
Where there is doubt, faith.  
Where there is despair, hope.  
Where there is darkness, light.  
Where there is sadness, joy.  
O Divine Master,  
Grant that I may not so much seek  
To be consoled as to console,  
To be understood as to understand;  
To be loved as to love.  
For it is in giving that we receive;  
It is in pardoning that we are pardoned;  
And it is in dying that we are born to eternal life.

## Prayer of Peace *St. Francis*

Lord, make me an instrument of your peace.  
Where there is hatred, let me sow love.  
Where there is injury, pardon.  
Where there is doubt, faith.  
Where there is despair, hope.  
Where there is darkness, light.  
Where there is sadness, joy.  
O Divine Master,  
Grant that I may not so much seek  
To be consoled as to console,  
To be understood as to understand;  
To be loved as to love.  
For it is in giving that we receive;  
It is in pardoning that we are pardoned;  
And it is in dying that we are born to eternal life.

## Prayer of Peace *St. Francis*


Lord, make me an instrument of your peace.  
Where there is hatred, let me sow love.  
Where there is injury, pardon.  
Where there is doubt, faith.  
Where there is despair, hope.  
Where there is darkness, light.  
Where there is sadness, joy.  
O Divine Master,  
Grant that I may not so much seek  
To be consoled as to console,  
To be understood as to understand;  
To be loved as to love.  
For it is in giving that we receive;  
It is in pardoning that we are pardoned;  
And it is in dying that we are born to eternal life.

## Prayer of Peace *St. Francis*

Lord, make me an instrument of your peace.  
Where there is hatred, let me sow love.  
Where there is injury, pardon.  
Where there is doubt, faith.  
Where there is despair, hope.  
Where there is darkness, light.  
Where there is sadness, joy.  
O Divine Master,  
Grant that I may not so much seek  
To be consoled as to console,  
To be understood as to understand;  
To be loved as to love.  
For it is in giving that we receive;  
It is in pardoning that we are pardoned;  
And it is in dying that we are born to eternal life.



## Crafts







**St. Francis of Assisi**

Appropriate for:  
**5<sup>th</sup> Grade & 6<sup>th</sup> Grade**

# St. Francis Grotto

## Supplies

- Brown sand
- Small rectangular coffee tins with lids
- Small silk flowers
- Small statue of St. Francis ([www.catholicdirect.com](http://www.catholicdirect.com))
- Craft glue
- Paint brushes
- Paper plates for each child's work area
- Small paper cups
- Paper towels
- Permanent markers

## Set Up

1. Fill small paper cups approximately  $\frac{1}{4}$  of the way full of craft glue. Place a small paint brush in each cup of glue.
2. Place a paper plate and one paper towel at each child's work area.
3. Fill one small paper cup half way with brown sand.

## Directions

1. Place coffee tin on paper plate. Apply glue covering three sides of coffee tin (leave one short side with no glue).
2. Sprinkle brown sand evenly covering all glue on coffee tin.
3. Take the lid of the coffee tin and have children write their names on the outside surface. This will actually be on the bottom of the project when completed.
4. Using coffee tin lid, apply a generous amount of glue to the center of lid. An area the size of a quarter should be fine. Carefully place coffee tin on lid in an upright (grotto) position. Coffee tin should be standing in a perpendicular manner so the lid acts as a base for grotto. Touch up any spots that might be missing sand.
5. Apply more glue generously in the lid on both sides of the tin grotto and fill with silk flowers, greenery, and Spanish moss.
6. Apply generous amount of glue on the inside of grotto and place the small statue of St. Francis in the glue. Children may add flowers inside the grotto or embellish in any manner with the supplies available.
7. Carefully place grottos in an area to dry that will not be disturbed.





## St. Francis of Assisi

# Francis, Help My Love to Grow

Sing to the tune of Michael, Row the Boat Ashore

Sheet music for the song "Francis, Help My Love to Grow" in 4/4 time. The music is written for a piano accompaniment with a treble and bass staff. The key signature is C major. The tempo is marked "C" (Crescendo) and "F" (Forte).

Lyrics:

1. Fran -cis, help my love to grow, Hal -le -lu  
2. Fran -cis, pray - for my mom, Hal -le -lu  
3. Fran -cis, pray - for my dad, Hal -le -lu  
4. Fran -cis, pray for all the children, Hal -le -lu  
5. REPEAT VERSE 1

5 C (em) F G7 C G7 C

-jah. Fran -cis, help my love to grow, Hal -le -lu -jah.  
-jah. Fran -cis, pray - for my mom, Hal -le -lu -jah.  
-jah. Fran -cis, pray - for my dad, Hal -le -lu -jah.  
-jah. Fran -cis, pray for all the children, Hal -le -lu -jah.



***St. Francis of Assisi***

# Bird Food Snack

- Ingredients**
- 1 cup Sunflower seeds
  - ½ cup Peanuts
  - 1 package of Gummy worms

- Directions**
1. Combine ingredients in a large zip lock bag.
  2. Shake, shake, shake thoroughly mixing ingredients.
  3. Serve in small Dixie size cups (serves 10 children).

**Suggestions** Talk about the story of St. Francis preaching to the birds. He practiced his preaching in the woods and the birds gathered around and listened to his sermon. Afterward Saint Francis told the birds to go out and sing to glorify God. Have a discussion with the children about animals and God's love for all of His creation. How can children glorify God by helping and loving animals?



***St. Francis of Assisi***

# Carry the Stones Relay

- Supplies**
- 1 ball per child
  - cones or other marker to indicate starting line
  - Optional: use water balloons instead of balls on hot summer days

**How to Play** St. Francis carried heavy stones from fields near and far to repair the old church in the nearby town. Let's have a race and carry as many stones as possible to help St. Francis.

Split the group into two teams. Place balls at a designated place from the starting line. Space this pile at a distance appropriate for each age group. The young ones should have less distance to run. Challenge the oldest group with a longer distance to run.

Line each team up with the first person in line ready to run for the stones.

The object of the game is to run to the rocks and grab a ball (stone), run back to the line and drop the "stone" near the line. The winning team is the one that moves all of the balls back to their line first.

Great job helping rebuild the Church!



**St. Francis of Assisi**

# Memory Verse

**St. Francis**



*Romans 13:10*

*"Love does no evil to the neighbor,  
hence, love is the fulfillment  
of the law."*

*—St. Joseph Edition NAB*

**St. Francis**



*Romans 13:10*

*"Love does no evil to the neighbor,  
hence, love is the fulfillment  
of the law."*

*—St. Joseph Edition NAB*

**St. Francis**



*Romans 13:10*

*"Love does no evil to the neighbor,  
hence, love is the fulfillment  
of the law."*

*—St. Joseph Edition NAB*

**St. Francis**



*Romans 13:10*

*"Love does no evil to the neighbor,  
hence, love is the fulfillment  
of the law."*

*—St. Joseph Edition NAB*

**St. Francis**



*Romans 13:10*

*"Love does no evil to the neighbor,  
hence, love is the fulfillment  
of the law."*

*—St. Joseph Edition NAB*

**St. Francis**



*Romans 13:10*

*"Love does no evil to the neighbor,  
hence, love is the fulfillment  
of the law."*

*—St. Joseph Edition NAB*



